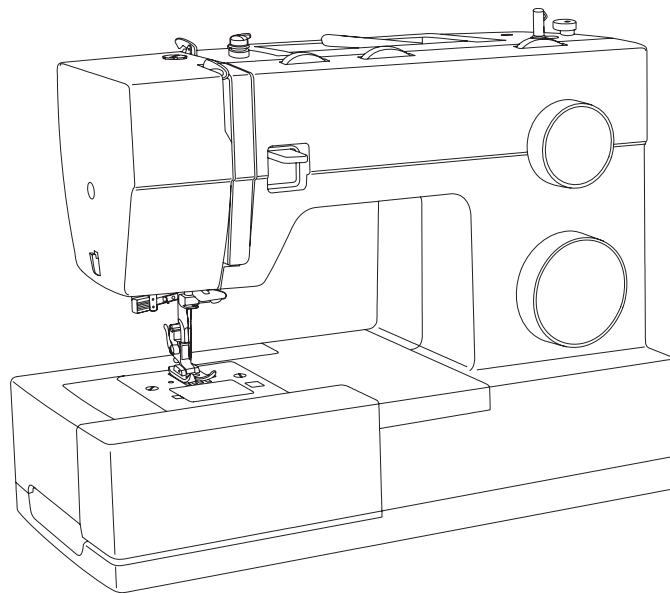




SINGER®

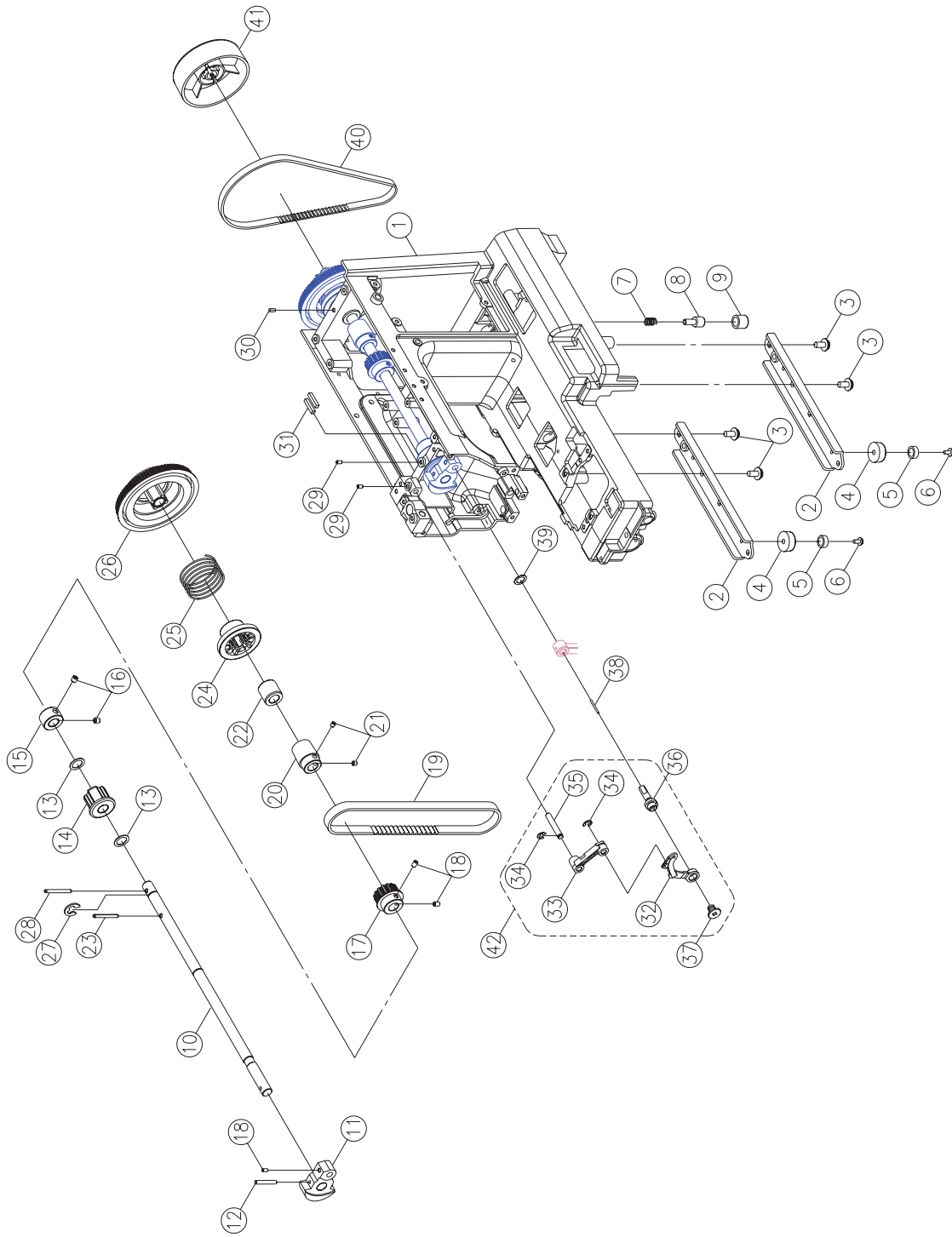
4411



Liste de pièces
Lista de Piezas
Parts List

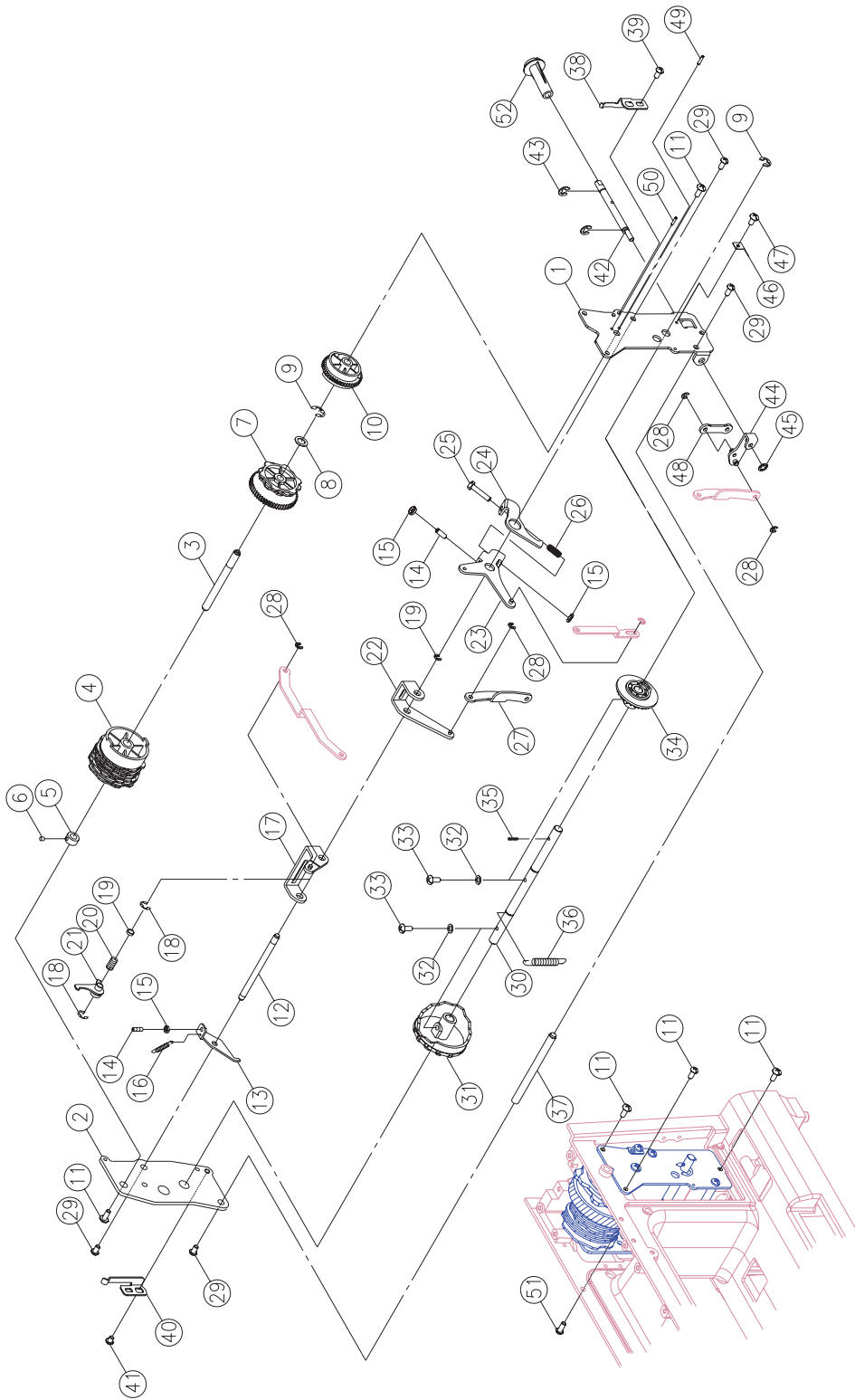
® A registered trademark of The Singer Company Ltd. or its affiliates.
® *Una marca registrada de The Singer Company Ltd. o sus afiliados.*
® *Une marca déposée de The Singer Company Ltd. ou ses filiales.*

A

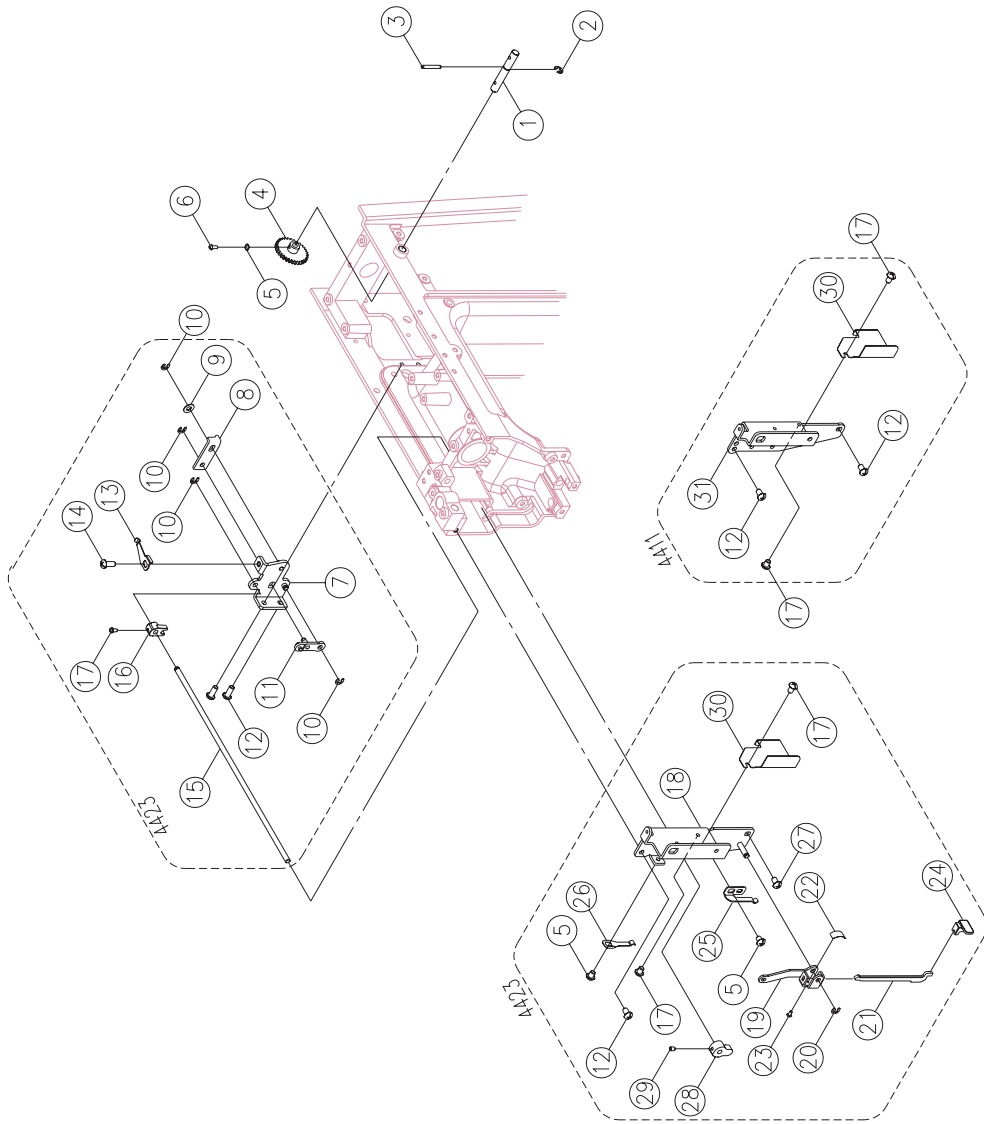


Pos	Part No.	Description
1	N/A	Arm
2	416466301	Free arm foot
3	270 004250426	Set screw (M5×10)
4	270 F31103000	Free arm base cushion rubber
5	N/A	Spacer
6	N/A	Set screw(M4×8)
7	270 K82073003	Spring
8	416154601	Adjustment screw
9	270 K6A0063000	Free arm base cushion
10	N/A	Arm shaft
11	N/A	Arm shaft balance
12	416117701	Arm shaft balance pin (φ3.5×24)
13	416125101	Endure attrition washer (10.2×15×0.5)
14	N/A	Arm shaft busing
15	416156501	Arm shaft collar
16	416123601	Set screw(M5×5 C)
17	416150001	Arm shaft sprocket
18	270 004240223	Set screw(M4×6 C)
18	416427501	Motor drive belt (83XL)
19	416466401	Motor drive belt
20	N/A	Arm shaft worm
21	270 004240503	Set screw(M4×4 C)
22	N/A	Arm shaft busing
23	270 003043028	Spring pin(φ3×28)
24	416307201	Arm shaft collar
25	270 D5A0573003	Arm shaft clutch annulus spring
26	270 D5A0563000	Arm shaft driver belt pulley
26	N/A	Arm shaft driver belt pulley
27	N/A	E-Ring (ETW-8)
28	270 003043030	Spring pin(φ3×30)
29	416121001	Set screw(M4×5 C)
30	N/A	Oil cotton
31	416155801	Bobbin shaft oil cloth
32	N/A	Thread take up lever
33	416147701	Thread take up lever supporter
34	416116001	E-Ring (ETW-3)
35	270 V60223003	Thread take up lever supporter shaft
36	N/A	Arm shaft balance pin complete
37	N/A	Set screw (9/64×40×5)
38	N/A	Oil cotton
39	416125901	Endure attrition washer (φ6.2×φ9.6×0.5)
40	416466501	Motor drive belt
41	416466601	Hand wheel
42	416466701	Thread take up lever complete

B

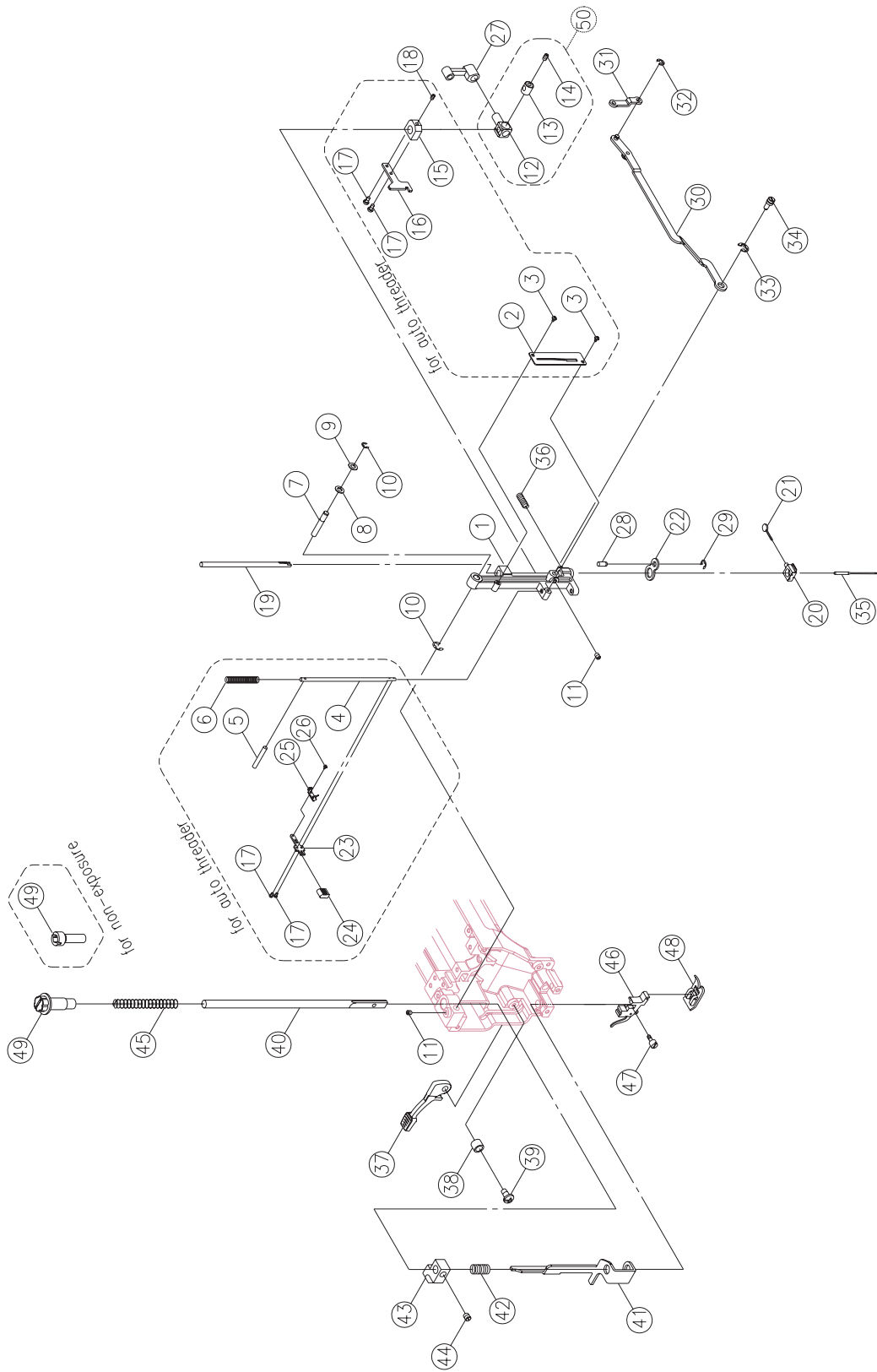


Pos	Part No.	Description
1	N/A	Pattern cam contact plate (front)
2	N/A	Pattern cam contact plate (back)
3	N/A	Pattern cam shaft
4	N/A	Pattern cam
5	N/A	Pattern cam shaft collar
6	270 004240503	Set screw (M4×4 C)
7	416427901	SS cam
8	270 004300863	Washer(φ8.2×φ14×0.5)
9	N/A	E-Ring (ETW-6)
10	270 K6B0033000	Feed regulator cam
11	270 004240106	Set screw (M4×8 A)
12	N/A	Zigzag cam contact supporter shaft
13	N/A	Zigzag release plate
14	271 004241093	Set screw (M4×0.7 L9)
15	416126801	Nut (ALN-4)
16	N/A	Zigzag release plate spring
17	N/A	Zigzag cam contact supporter
18	N/A	E-Ring (ETW-5)
19	N/A	Spring pedestal
20	N/A	Zigzag cam contact spring
21	N/A	Zigzag cam contact
22	N/A	SS cam contact supporter
23	N/A	Feed adjust crank
24	N/A	BH Feed crank
25	N/A	Set screw (M4×20)
26	N/A	BH spring
27	N/A	Feed rock shaft
28	416116001	E-Ring (ETW-3)
29	N/A	Set screw (M3×8 B)
30	N/A	Pattern selector cam shaft
31	N/A	Pattern selector cam
32	270 004300076	Washer (φ4.2×φ9×0.5)
33	N/A	Set screw (M4×10)
34	N/A	BH pattern selector cam
35	N/A	Spring pin (φ2.5×16)
36	N/A	Feed regulating crank spring
37	N/A	Pattern cam contact supporter shaft
38	N/A	Feed regulator fix plate
39	N/A	Set screw (M4×4 B)
40	N/A	Pattern fix spring plate
41	270 004240676	Set screw(M4×5 B)
42	N/A	Trimming shaft
43	416116101	E-Ring (ETW-4)
44	N/A	Adjusting plate
45	N/A	CS-ring (CSTW-4)
46	N/A	Trimming shaft plate
47	416120601	Set screw(M3×5 A)
48	N/A	Feed regulating rod
49	N/A	Spring pin (φ2.5×8)
50	N/A	Spring pin (φ2×8)
51	416121101	Set screw(M4×10 B)
52	N/A	Trimming dial

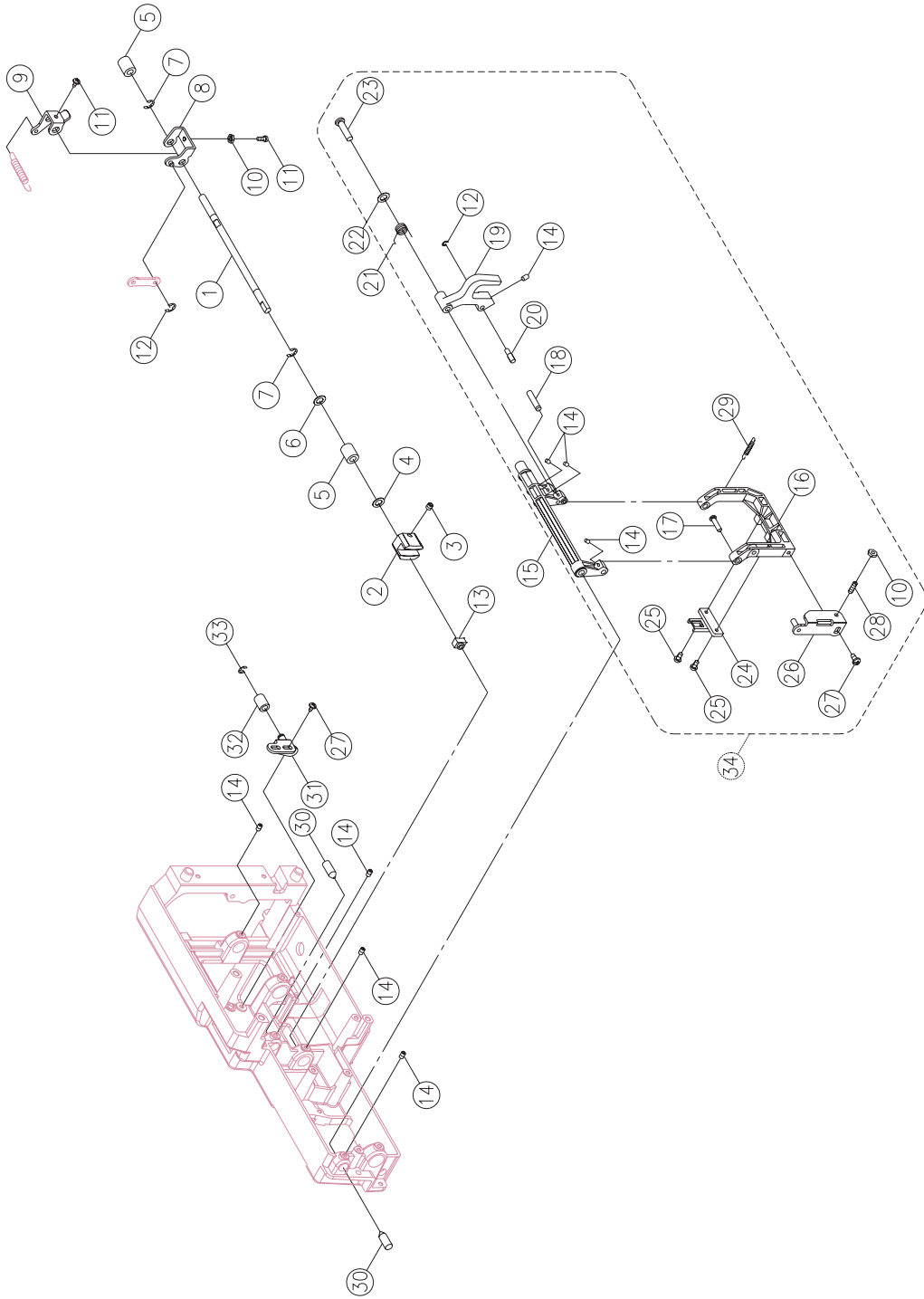


Pos	Part No.	Description
1	N/A	Feed regulator dial shaft
2	416116301	E-Ring (ETW-5)
3	N/A	Spring pin (ø2.5×16)
4	416195501	Feed regulator gear
5	N/A	Washer (3.2×8×0.8)
6	N/A	Set screw (M3×8 B)
7		BH selector plate
8		BH slide plate
9		Washer(4.2×9×0.5)
10		E-Ring (ETW-3)
11		BH selector plate
12	416121201	Set screw(M4×6 B)
13		BH cam plate
14		Set screw (M4×5 B)
15		BH select crank shaft
16		BH select crank
17	270 004230056	Set screw (M3×5 B)
18		BH lever plate
19		BH lever crank
20		E-Ring (ETW-3)
21		BH lever
22		BH lever spring plate
23		Set screw (M2×4 B)
24		BH lever button
25		BH positioned plate
26		BH positioned plate
27		Set screw(M4×8 A)
28		BH movement crank
29		Set screw (M3×3 C)
30	N/A	Heat shield
31	N/A	Lamp bracket

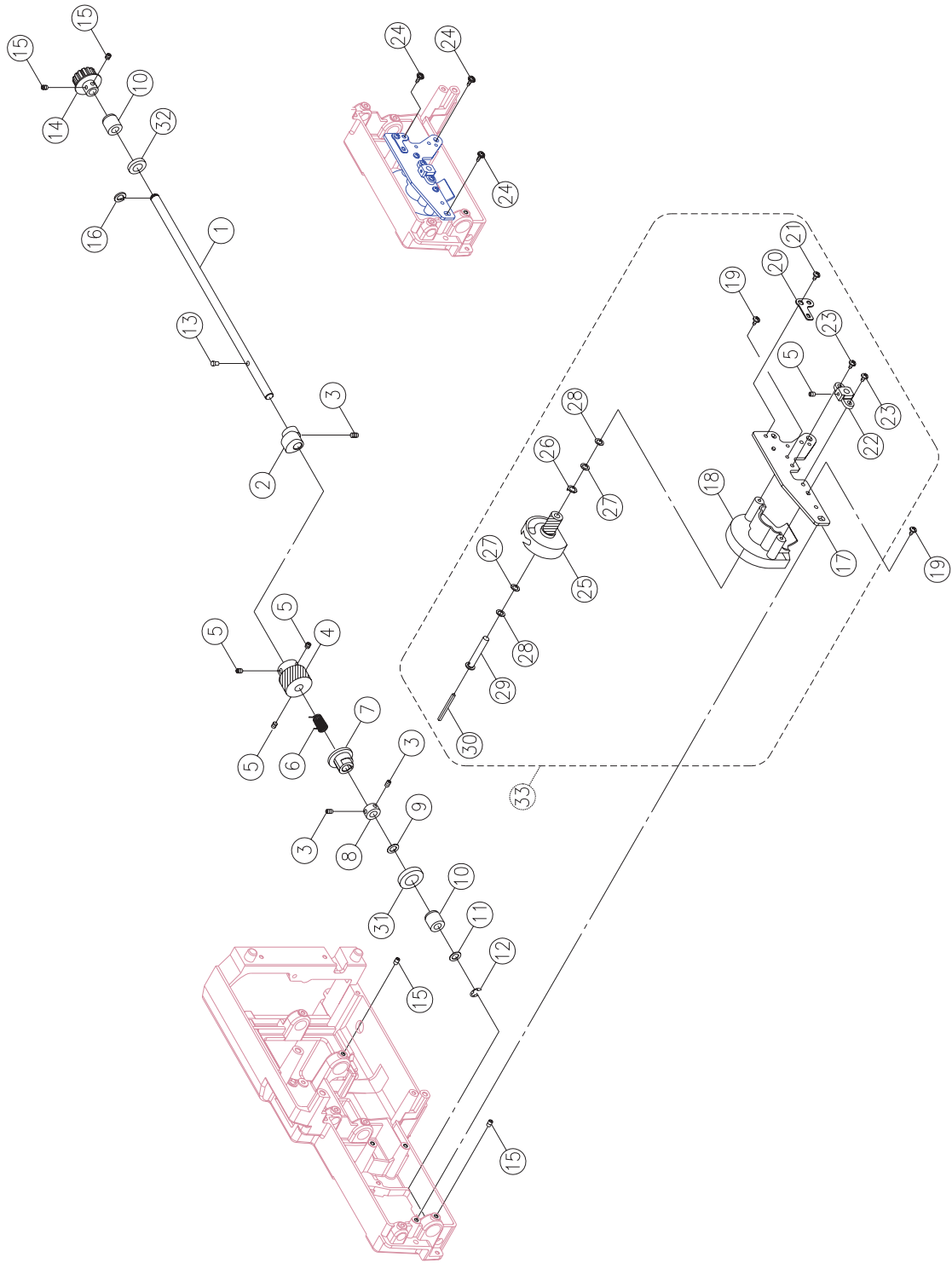
D



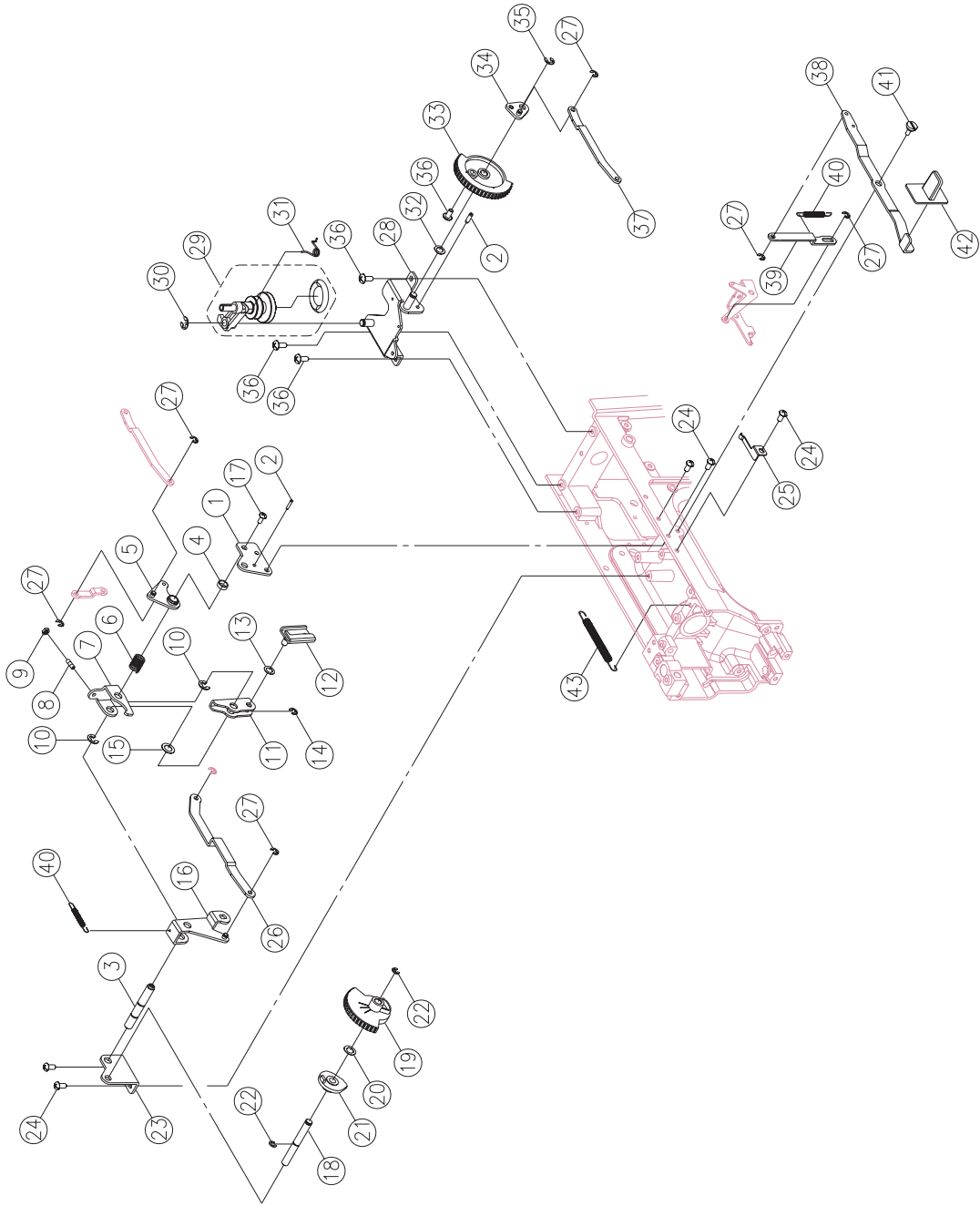
Pos	Part No.	Description
1	270 Q6A0053000	Needle bar supporter
	N/A	Needle bar supporter
2	N/A	Threading guide
3	416119201	Set screw (M3×6 A)
4	N/A	Threading shaft
5	270 003045014	Pin (ø2×14)
6	270 P3A0253003	Threading shaft spring
7	416189301	Needle bar supporter pin
8	270 004500670	Washer (WW-6)
9	270 004300043	Washer (6.5×13×1)
10	270 003010046	E-Ring (ETW-4)
11	416121001	Set screw (M4×5 C)
12	270 H10253000	Needle bar bracket (1)
13	416151201	Needle bar bracket (2)
14	270 004240503	Set screw (M4×4 C)
15	416189601	Threading stopper
16	N/A	Threading stop holder
17	270 004220203	Set screw (M2×4)
18	270 004230203	Set screw (M3×4 C)
19	416466801	Needle bar
20	270 TA11033002	Needle clamp
21	416150201	Needle clamp set screw
22	270 Q6A0063003	Needle bar supporter
23	416190201	Threading plate
24	270 P3A0283000	Threading button
25	416190401	Threading shaft complete
26	270 004216022	Set screw (M1.6×3)
27	416245501	Needle bar crank rod
28	416141301	Needle bar supporter plate pin
29	416116101	E-Ring (ETW-4)
30	N/A	Needle bar driving rod
31	N/A	Zigzag width crank rod
32	416116001	E-Ring (ETW-3)
33	416116301	E-Ring (ETW-5)
34	N/A	Needle bar driving rod pin
35		Needle
36	270 H50583003	Needle bar supporter spring
37	416466901	Presser bar lifter lever
38	270 V60163000	Presser bar lifter lever screw washer
39	416121101	Set screw (M4×10 B)
40	416173401	Presser bar
41	N/A	Tension lever lifter
42	270 H10723003	Tension lever lifter spring
43	270 H10533002	Presser bar bracket
44	416123801	Set screw (M6×5 C)
45	270 V70163003	Presser bar spring
46	416128201	Shank complete
47	416118401	Set screw (9/64×40×7.5)
48	416187101	Zigzag presser foot (C)
49	N/A	Presser bar regulating screw
50	416150801	Needle bar bracket complete



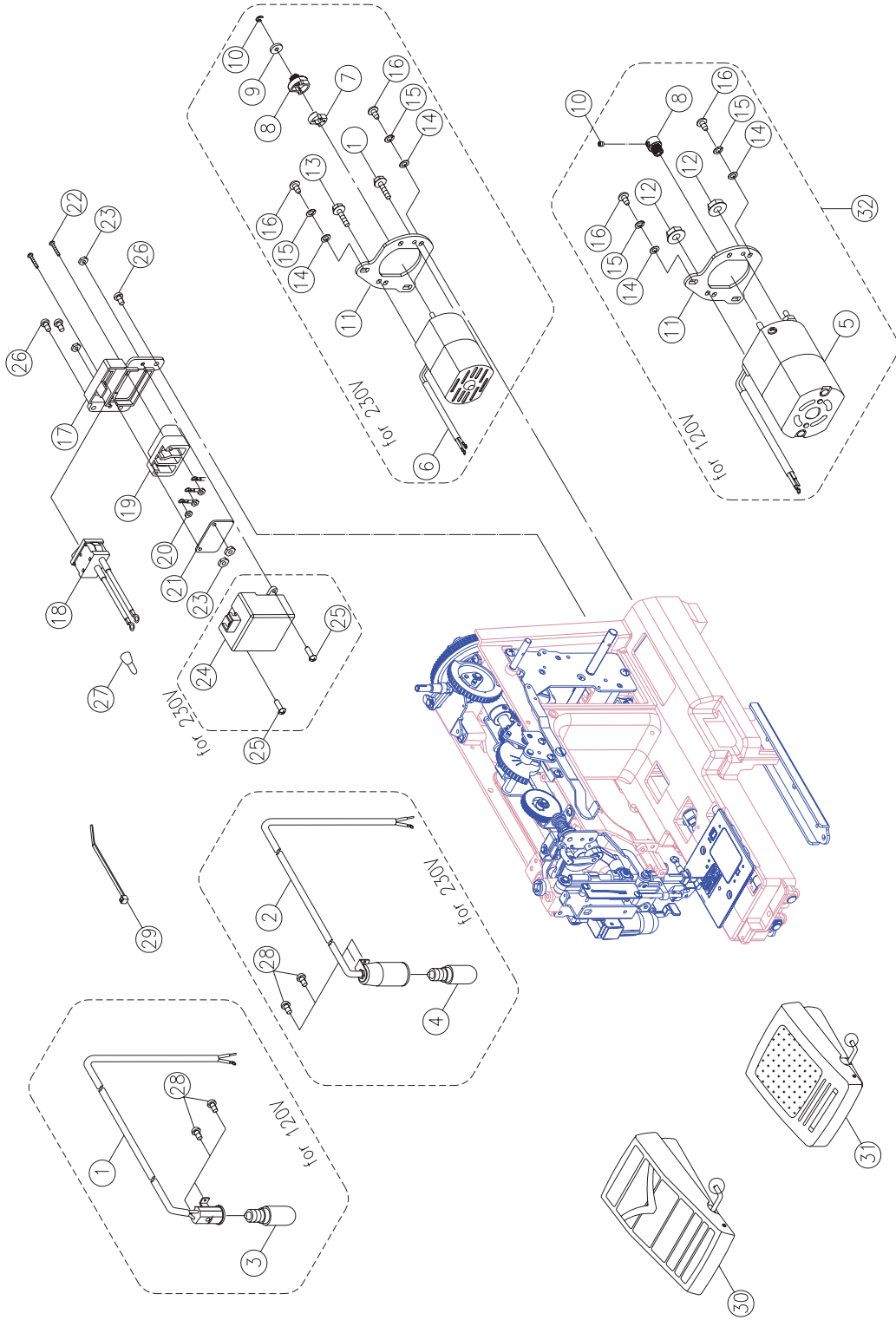
Pos	Part No.	Description
1		Feed regulating shaft
2	N/A	Feed regulating
3	270 004240503	Set screw (M4×4 C)
4	N/A	Washer (6.7×11.8×0.5)
5	N/A	Feed rock bushing
6	N/A	Washer (6.7×12×1)
7	416116601	E-Ring (ETW-5)
8	N/A	Feed regulating crank
9	N/A	Feed crank
10	416126801	Adjusting nut (ALN-4)
11	416121101	Set screw (M4×10 B)
12	416116001	E-Ring (ETW-3)
13	416149601	Feed regulating block
14	270 004240223	Set screw (M4×6 C)
15	270 P3A0513000	Feed rock shaft
16	416192001	Feed dog supporter
17	270 P3A0533003	Feed dog shaft
18	N/A	Feed rock frame shaft (2)
19	270 P3A0573000	Feed rock crank
20	270 P3A0593000	Regulating block shaft
21	416195701	Feed rock crank spring
22	270 004300733	Washer (5.2×12×1)
23	270 P3A0583003	Feed rock shaft
24	270 H1A0363000	Feed dog
25	416185001	Set screw (M3.5×8 A)
26	270 P3A0553002	Feed lifting rock crank
27	270 004240106	Set screw (M4×8 A)
28	270 004241093	Set screw (M4×0.7 L9)
29	270 P3A0603003	Feed dog spring
30	270 P3A0613000	Feed crank shaft
31	416467001	Belt adjusting plate
32	416152001 D=?	Timing belt adjusting roller
33	416116101	E-Ring (ETW-4)
34	N/A	Feed rock shaft complete



Pos	Part No.	Description
1	N/A	Lower shaft
2	270 H1A150300	Feed rock cam
3	270 004240503	Set screw (M4×4 C)
4	416197201	Lower shaft gear
5	416121001	Set screw (M4×5 C)
6	416191401	Lower shaft spring
7	416191201	Feed lifting rock cam
8	N/A	Lower shaft collar
9	N/A	Endure attrition washer
10	416141701	Lower shaft bushing
11	N/A	Washer (8.2×12×0.5)
12	N/A	E-Ring (ETW-6)
13	270 P3A0433003	Feed lifting rock com pin
14	N/A	Lower shaft belt pulley
15	N/A	C-Ring(φ7.9 ×φ11.9 × t 1.9)
16	270 004240223	Set screw (M4×6 C)
17	270 H1A0383006	Rotary hook holder
18	416143601	Needle plate cover
19	416119501	Set screw (M3×12)
20	270 P3A0493003	Rotary hook holder positioned plate
21	416121201	Set screw (M4×6 B)
22	270 E1A0543000	Rotary hook supporter
23	270 004240106	Set screw (M4×8 A)
24	270 004240586	Set screw (M4×8)
25	270 Q6A0704000	Shuttle hook holder
26	416155701	Bobbin shaft washer (3)
27	416125901	Endure attrition washer
28	416155601	Bobbin shaft washer (2)
29	416145401	Bobbin shaft
30	416155801	Bobbin shaft oil cloth
31	416404601	Felt seal (φ12.7 ×φ18.7 × t 3.5)
32	N/A	Felt seal (φ7.5 ×φ13.5 × t 3.5)
33	416467101	Rotary hook holder complete

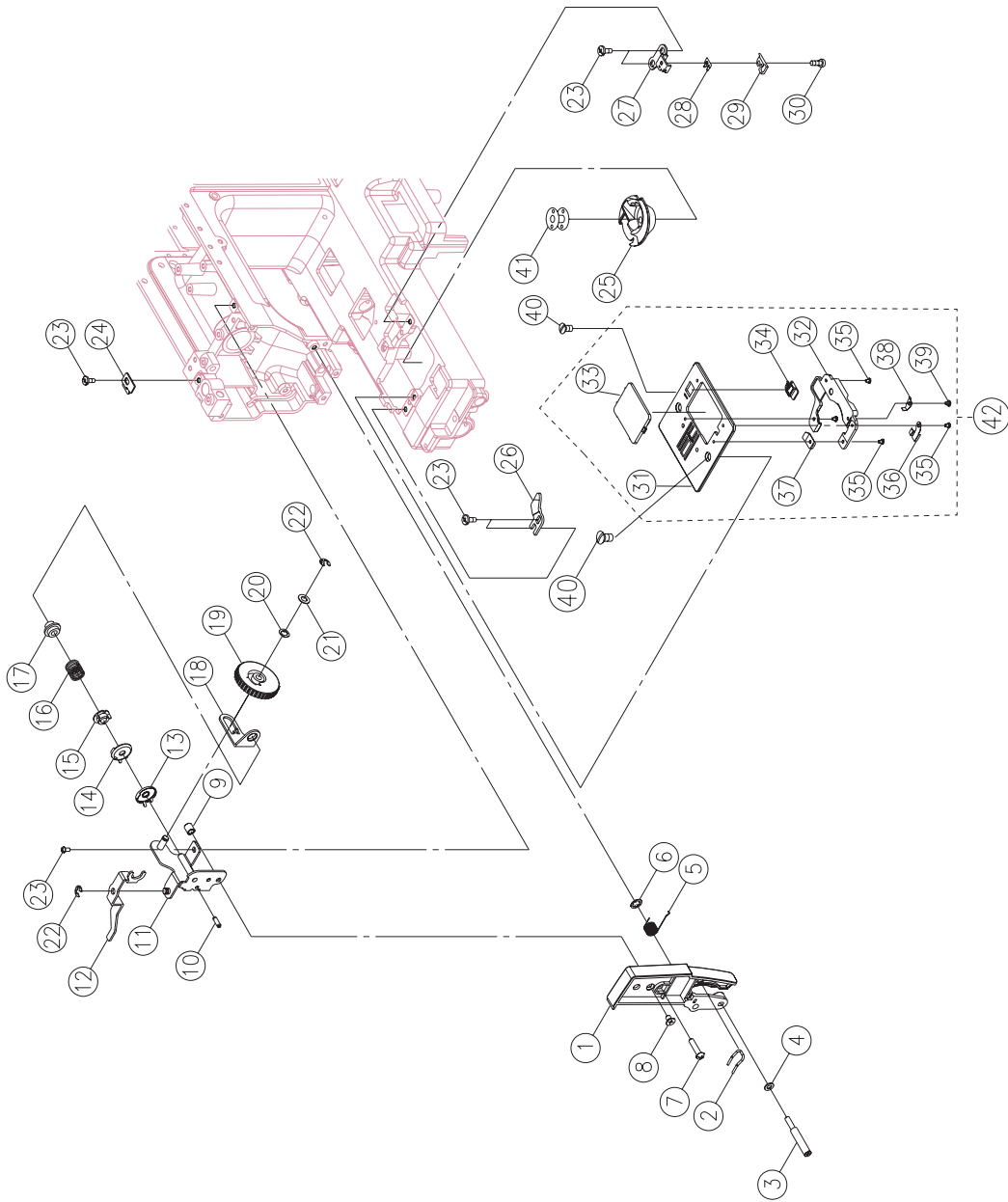


Pos	Part No.	Description
1	N/A	Needle position plate (front)
2	N/A	Hand wheel bushing pin ($\phi 3 \times 10$)
3	N/A	Needle position crank shaft
4	N/A	Tube
5	N/A	Zigzag width crank
6	270 H10723003	Tension lever lifter spring
7	N/A	Needle position adjustment crank
8	270 004241093	Set screw(M4×9)
9	416126801	Set Nut (ALN-4)
10	N/A	E-Ring (ETW-6)
11	N/A	Needle position crank
12	N/A	Zigzag width regulating cam box
13	N/A	Washer($\phi 5.2 \times \phi 10 \times 0.2$)
14	416116101	E-Ring (ETW-4)
15	N/A	Washer($\phi 8.2 \times \phi 12 \times 0.5$)
16	N/A	Amplitude crank
17	416119201	Set screw (M4×6 A)
18	N/A	Needle position button shaft
19	416467201	Needle position button
20	270 004500670	Washer($\phi 6.4 \times \phi 11 \times 0.15$)
21	N/A	Needle position cam
22	N/A	E-Ring (ETW-5)
23	N/A	Needle position plate (back)
24	416121201	Set screw(M4×6 B)
25	N/A	Needle position plate
26	N/A	Rod
27	416116001	E-Ring(E-3)
28	N/A	Bobbin winder frame plate complete
29	270 K6A0555000	Bobbin winder crank complete
30	416116301	E-Ring (ETW-5)
31	270 K6A0573003	Bobbin winder crank spring
32	270 004500670	Washer($\phi 6.4 \times \phi 11 \times 1 \times 0.15$)
33	416467301	Zigzag width dial
34	N/A	Zigzag regulator crank
35	270 003010046	E-Ring (ETW-4)
36	270 004240106	Set screw (M4×8 A)
37	N/A	Zigzag width adjustment rod
38	N/A	Reverse lever
39	N/A	Reverse rod
40	416155001	Auto threaded lever spring
41	N/A	Set screw (M4×4.5)
42	416467401	Reverse button
43	N/A	Needle position spring

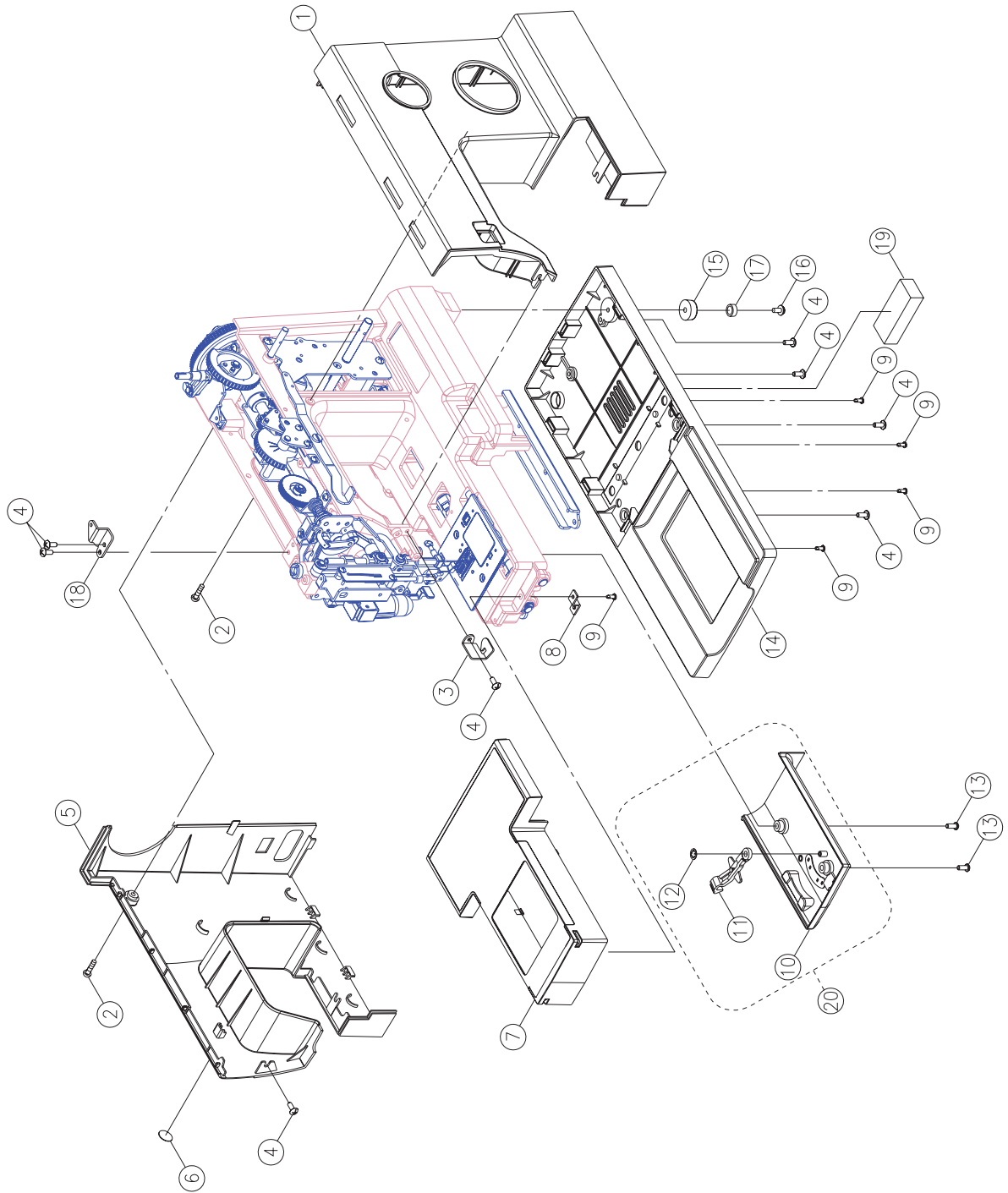


All voltage application & spec. ,please check next page.

Pos	Part No.	Description
1	416467501	Lamp holder complete
2	416467601	Lamp holder complete
3	416467701	Lamp (15W)
4	416467801	Lamp (15W E-12)
5	416472301	Motor complete
6	416472301	Motor complete (HF(S)-08250)
7	416129401	Cushion rubber
8	416115901	Belt wheel
N/A Belt wheel		
9	N/A	Motor feed regulator collar
10	270 004240503	Set screw (M4×4 C)
416116001		E-Ring (ETW-3)
11	416472301	Motor bracket
12	270 004840131	Nut (M4 t=5.5)
13	N/A	Set screw (M4×10.2)
14	416124301	Washer (5.4×10×0.9)
15	416126201	Spring washer (5.2×9×1)
16	270 004250086	Set screw (M5×12)
17	416428801	Receptacle holder
18	416115001	Switch ass'y
19	270 002624129	Receptacle
20	270 004840120	Nut (M3×4)
21	270 002621129	Concert insulation plate
22	270 004230865	Set screw (M3×20 B)
23	270 004830016	Nut (M3 t=2.3)
24	270 002248129	Receptacle holder cover
25	N/A	Set screw (M3×8 B)
26	270 004241046	Set screw (M4×10 A)
27	270 AA0463000	End termed
28	270 004230056	Set screw (M3×5 B)
29	270 002027129	Cord clip
30	270 359102001	Foot controller (4C-316B)
31	N/A	Foot controller (FC-2902A)
32	416472301	120V MOTOR ASSEMBLY COMPLETE

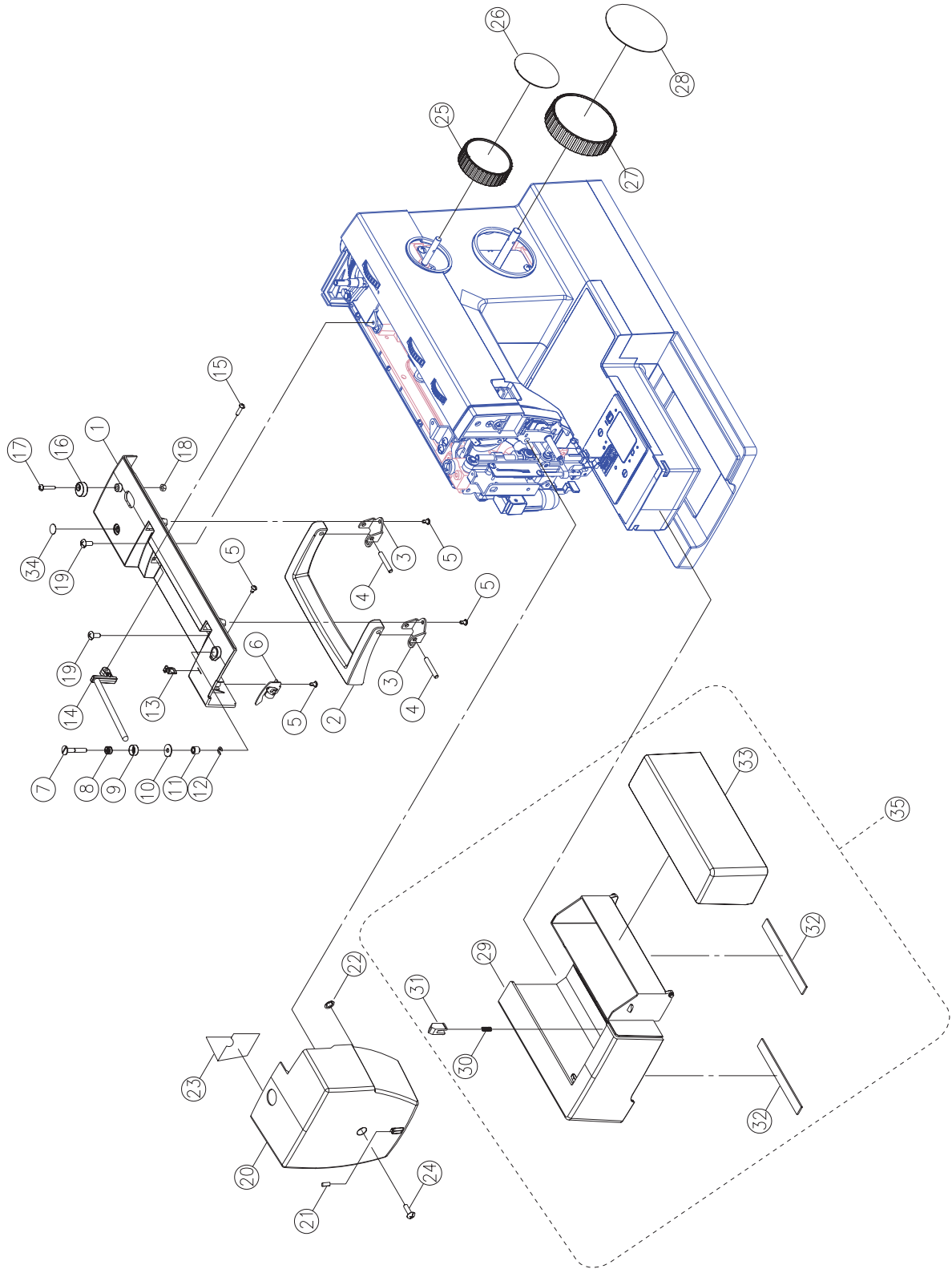


Pos	Part No.	Description
1	416468301	Dial tension supporter plate cover
2	270	P3A135300 Thread guide
3	270	004241412 Set screw (M4×0.7 L42)
4	N/A	Washer (4.2×8×0.8)
5	270	V60303000 Dial tension spring
6	270	003020053 Thread guide spring washer (C-5)
7	416121701	Set screw (M4×15 B)
8	270	004240176 Set screw (M4×6)
9	270	H11103001 Dial tension guide spring tube
10	N/A	Hand wheel bushing pin (3×10)
11	N/A	Dial tension supporter plate
12	N/A	Dial tension waft plate
13	416153601	Dial tension disc (1)
14	416146301	Dial tension disc
15	416156701	Dial tension spring regulator
16	416155901	Dial tension spring
17	416153801	Dial tension regulator
18	N/A	Dial tension spring plate
19	416468401	Dial tension knob
20	416126001	Washer (WW-5)
21	416124501	Washer (5.2×10×0.5)
22	416116101	E-Ring (E-4)
23	416121201	Set screw (M4×6 B)
24	N/A	Tension lever regulating plate
25	270	Q6A0764000 Shuttle hook complete
26	416144001	Rotary hook plate
27	416144101	D Rotary hook plate (2)
28	416149901	D Rotary hook plate spring (2)
29	416149801	D Rotary hook plate spring (1)
30	416119001	Set screw (M2×2.5)
31	416472401	Needle plate
32	416472401	Needle plate cover
33	416428301	Needle plate cover
34	416155201	Needle plate cover open
35	270	0042200016 Set screw (M2×3)
36	416147501	Needle plate spring
37	416315001	Needle plate cover plate
38	416315101	Needle plate cover spring
39	270	004225106 Set screw (M2.5×3)
40	416122901	Set screw (M4×6)
41	416127601	Bobbin X1
42	416472401	NEEDLE PALTE ASSEMBLY COMPLETE



Pos	Part No.	Description
1	N/A	Front cover
		Front cover
2	N/A	Set screw (M4×10 B)
3	N/A	Arm top cover thread guide plate
4	270 004240106	Set screw (M4×8 A)
5	N/A	Back cover
6	N/A	Plate (1)
7	N/A	Free arm slab (above /below) complete
8	N/A	Bracket
9	270 004230216	Set screw(M3×8.5)
10	416472501	Free arm base
11	416472501	Tooth lever arm
12	416116801	CS-ring (CSTW-4.5)
13	416121601	Set screw (M4×12 B)
14	416469001	Base cover
15	270 F31103000	Free arm base cushion rubber
16	270 004240586	Set screw(M4×8)
17	N/A	Spacer
18	N/A	Arm top cover bracket
19	N/A	Eva
20	416472501	FREE ARM BASE COMPLETE ASSEMBLY

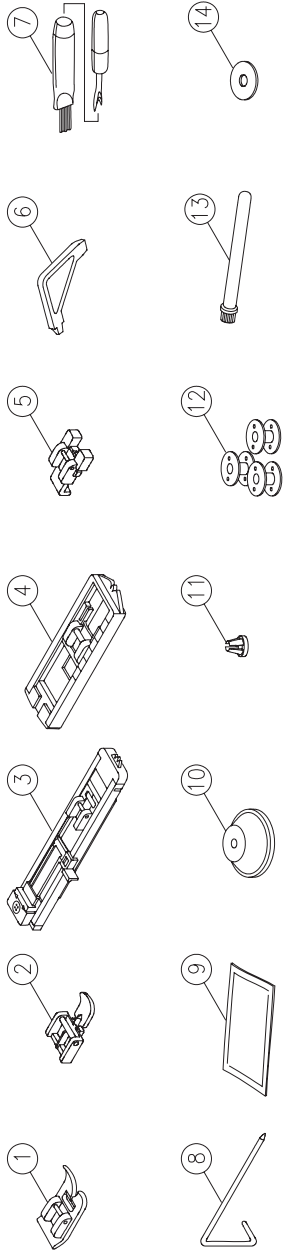
K



Pos	Part No.	Description
1	416469101	Arm top cover
2	416469201	Handle
3	416469301	Handle bracket
4	416469401	Pin
5	270 004230216	Set screw (M3×8.5)
6	416469501	Thread guide Complete
7	270 P3A150300	Bobbin winder thread guide adjusting
8	270 P3A153300	Bobbin winder thread guide spring
9	270 P3A146300	Bobbin winder spring disc
10	270 P3A1513001	Bobbin winder thread guide
11	270 P3A1523006	Spacer
12	416116001	E-Ring (ETW-3)
13	416469601	Thread guide
14	416469701	Spool pin base
15	270 004230326	Set screw (M3×12 B)
16	416469801	Bobbin winder
17	416174001	Set screw (9/64×40×16)
18	416126301	Nut (9/64×40 t=3)
19	270 004240106	Set screw (M4×8 A)
20	416469901	Face plate
		Face plate
21	416172501	Cutter
22	270 003020053	CS-ring (CSTW-5)
23	416470001	Heat resistant plate
24	270 004240782	Set screw (M4×11.5 A)
25	416470101	Stitch length dial
26	416470201	Stitch length dial panel
27	416470301	Selector dial
28	416470401	Selector dial panel
29	416472601	Sewing table body
30	270 H10143003	Sewing table body guide spring
31	416150601 D	Sewing table body guide
32	416472601	Sewing table body felt
33	416472601	Sewing table body cover
34	N/A	Spool pin plate
35	416472601	SEWING TABLE ASSEMBLY COMPLETE



Standard accessories



Optional accessories



Pos	Part No.	Description
1	270	006918008 Zigzag presser foot (C)
2	270	006905008 Zipper foot (I)
3	270	006909008 Buttonhole foot 4423
4	270	006914008 Buttonhole foot 4411
5	270	006093009 Button sewing foot
6	270	006099008 Screwdriver
7	270	006008001 Brush & Seam ripper complete
8	N/A	Quilting bar
9		Pack of Needle
10	N/A	Spool holder (Large)
11	N/A	Spool holder(Small)
12	270 006084009	Bobbin
13	270 006015009	Auxiliary Spool Pin
14		Spool pin felt
15	620 021Q2D0101	Instruction Manual

Optional accessories

1	270	006804008 Satin stitch foot
2	270	006803008 Overcasting foot
3	270	006800008 Hemmer foot
4	270	006810008 Cording foot
5	270	006812008 Blind hem foot (L)
6	416127401	Embroidery foot
7	270	006917008 Gathering foot
8	270	006916008 Quilting foot
9	N/A	Walking foot